VISTA INTERIOR DE PUERTA GN
INSIDE DOOR VIEW

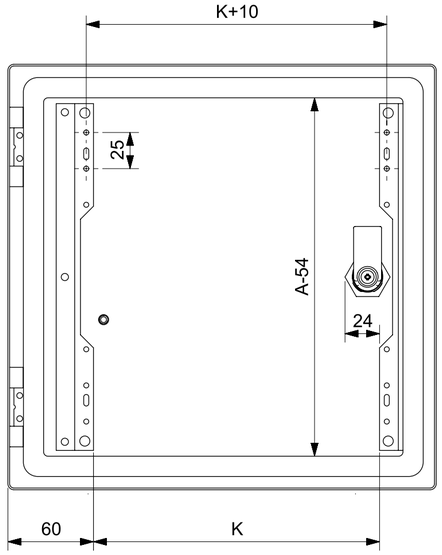

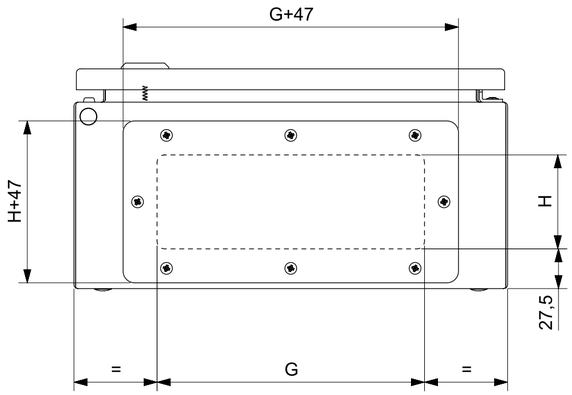

CUERPO SIN PUERTA
ENCLOSURE WITHOUT CABINET DOOR

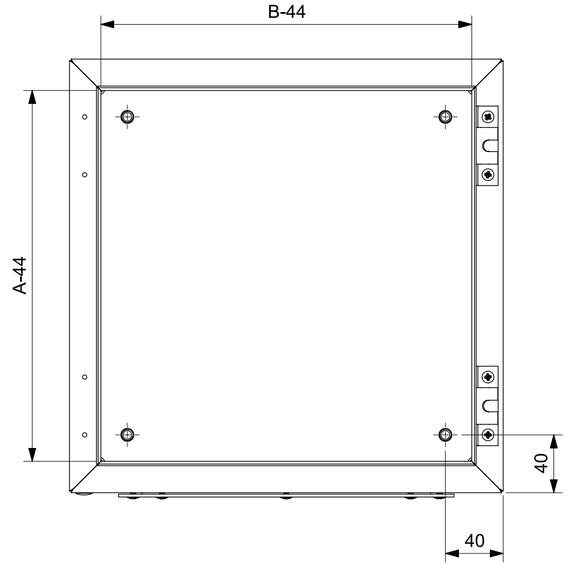

PLACA DE MONTAJE
MOUNTING PLATE

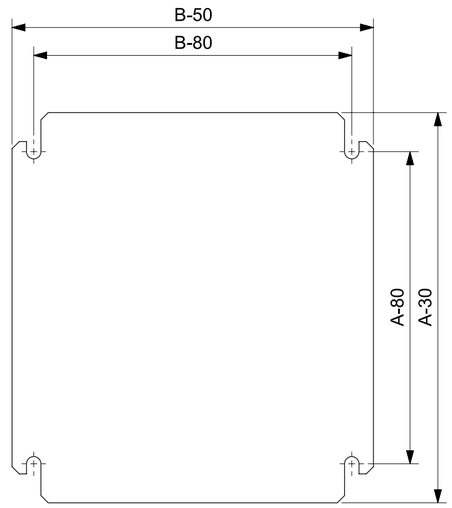

GNT

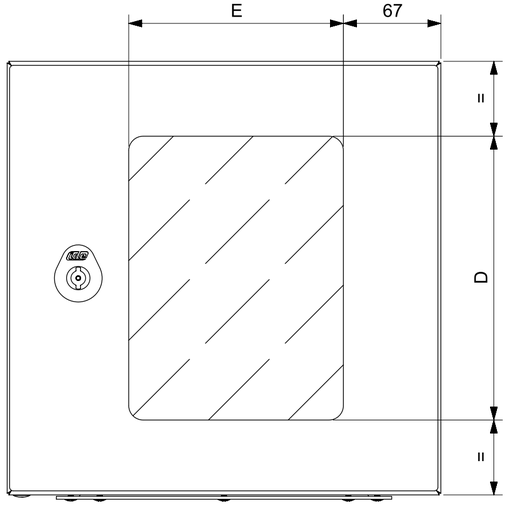

GN / GNG

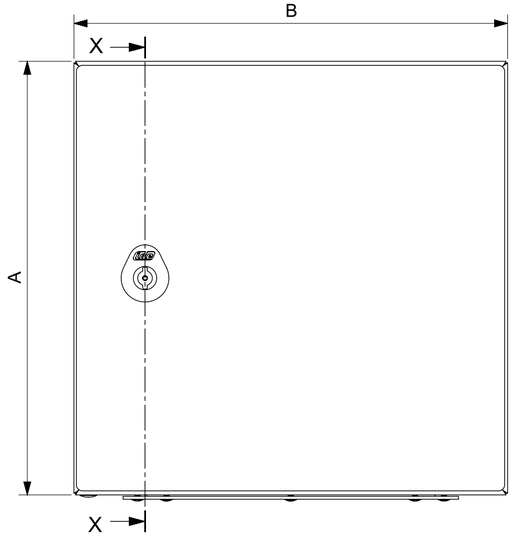

X-X

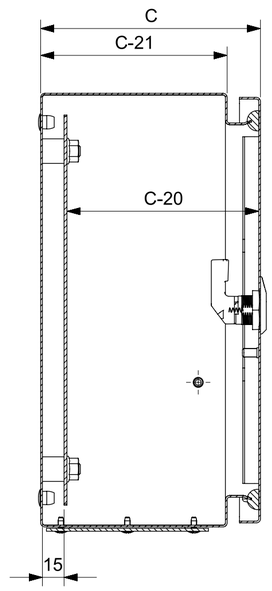

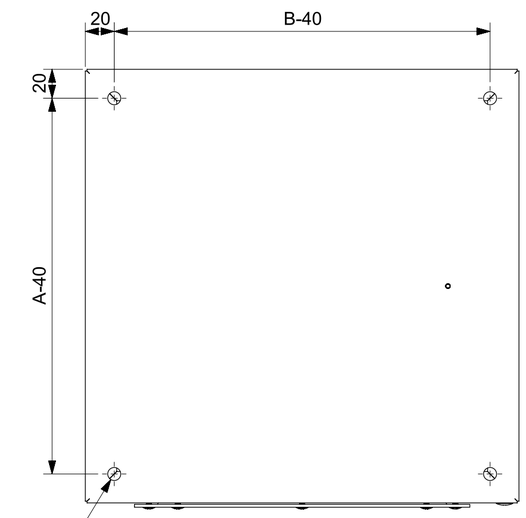

∅9 (x4)
AGUJEROS PARA FIJACIÓN MURAL
HOLES FOR WALL MOUNTING

REFERENCIA / *REFERENCE*	A	B	C	D	E	G	H	K
GN303015	300	300	150	148	196	185	65	198
GN303020	300	300	200	148	196	215	125	198
GN304015	300	400	150	248	196	285	65	298
GN304020	300	400	200	248	196	285	125	298
GN403015	400	300	150	148	296	185	65	198
GN403020	400	300	200	148	296	215	125	198
GN404015	400	400	150	248	296	285	65	298
GN404020	400	400	200	248	296	285	125	298
GN404025	400	400	250	248	296	285	125	298
GN406020	400	600	200	449	297	485	125	498
GN406025	400	600	250	449	297	485	125	498
GN406030	400	600	300	449	297	485	125	498

NOTAS / *NOTES*
1.- DIMENSIONES VALIDAS PARA REFERENCIAS GNG Y GNT.
1.- VALID DIMENSIONS FOR GNG AND GNT REFERENCES.

2.- PLACA DE MONTAJE NO INCLUIDA EN REF. " /SP "
2.- MOUNTING PLATE NOT INCLUDED IN REF. " /SP "

MODIFICADO MODIFIED				
FIRMA / SIGNATURE DIGITAL	NOMBRE NAME	FECHA DATE	Nº EDIC. MODIF.	DESCRIPCION DEL CAMBIO/ CHANGE DESCRIPTION
APROBADO CHECKED	J.CIUDAD	18-Mar-2025	DESCRIPCION / DESCRIPTION	PROYECTO/PROJECT
DIBUJADO DRAWN	D.MURILLO	18-Mar-2025	PUERTA UNICA 1 CIERRE-2 REFUERZOS / SINGLE DOOR 1 LOCK-2 PROFILES	ARGENTA
				SUSTITUYE/ REPLACE
			HOJA 1 DE 1/ SHEET 1 OF 1	TOLERANCIAS GENERALES/ GENERAL TOLERANCES: CODIGO DE PLANO / DRAWING CODE: -
			TAMAÑO / SIZE: A2	ESCALA / SCALE: -
			EN 22768-mK	500.06.002
				EDICION / EDITION Nº 01

www.ide.es

Queda terminantemente prohibida la reproducción o divulgación de este plano sin previa autorización por escrito de IDE Electric S.L. Es de obligado cumplimiento que todo el material suministrado a IDE sea conforme con la directiva RoHS en vigor.
Total or partial reproduction or disclosure of this document is strictly forbidden without the prior written approval of IDE Electric S.L. It is mandatory that all equipment supplied to IDE complies with the RoHS directive in force.